

Scaled data based on original data using
LM-79-08 Approved Method: Electrical and Photometric Measurements of Solid-
State Lighting Products

Test Report Prepared for
Cooper Lighting Solutions
(formerly Eaton)

Brand: McGRAW-EDISON

Report Number: P386646

Luminaire Tested: **GWC-SA2B-750-U-T2-HSS**

Issue Date: 3/3/2020

Test Information

Test Method: LM-79-08
Report Number: P386646
TEST IS SCALED FROM IESNA LM-79-08 TEST DATA (G2-1903-205-13)
Test Lab: INNOVATION CENTER
Issue Date: 3/3/2020
Manufacturer: COOPER LIGHTING SOLUTIONS (FORMERLY EATON)
Product Line: MCGRAW-EDISON
Catalog Number: GWC-SA2B-750-U-T2-HSS
Description: GALLEON WALL LUMINAIRE
(2) 70 CRI, 5000K, 800mA LIGHTSQUARES WITH 16 LEDS EACH AND TYPE II OPTICS WITH HOUSE SIDE SHIELD
Light Source: -
Ballast/Driver: ELECTRONIC DRIVER

Summary

Lumens per Lamp: N/A
Luminaire Lumens: 8484 lumens
Efficiency: N/A
Efficacy: 98.7 lumens/watt
Luminous Opening: Rectangular (W 1' x L: 0.5' x H: 0')
IES Classification: Type II - Medium
BUG Rating: B1 - U0 - G2

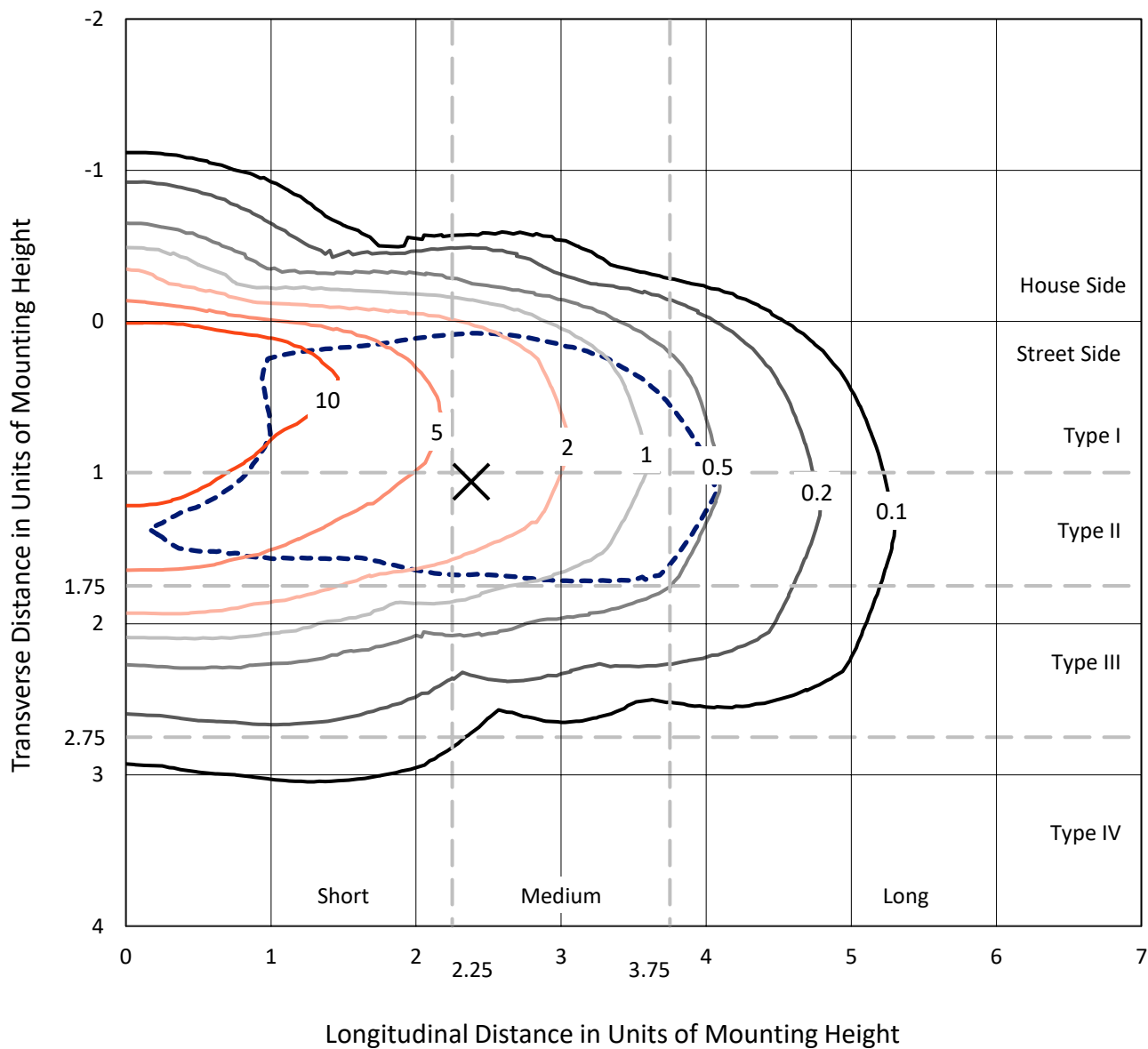
Input Watts (W): 86
Input Voltage (V): NR
Input Current (A_{in}): NR
Voltage Rise (V): NR
Power Factor: NR
Total Harmonic Distortion (THDi): NR
Frequency (hertz): 60
Stabilization Time: NR
Operation Time: NR
Ambient Temperature (°C): NR
Test Distance: 24 FT



REPORT NUMBER: P386646
 CATALOG NUMBER: GWC-SA2B-750-U-T2-HSS

Iso-Footcandle Lines of Horizontal Illumination

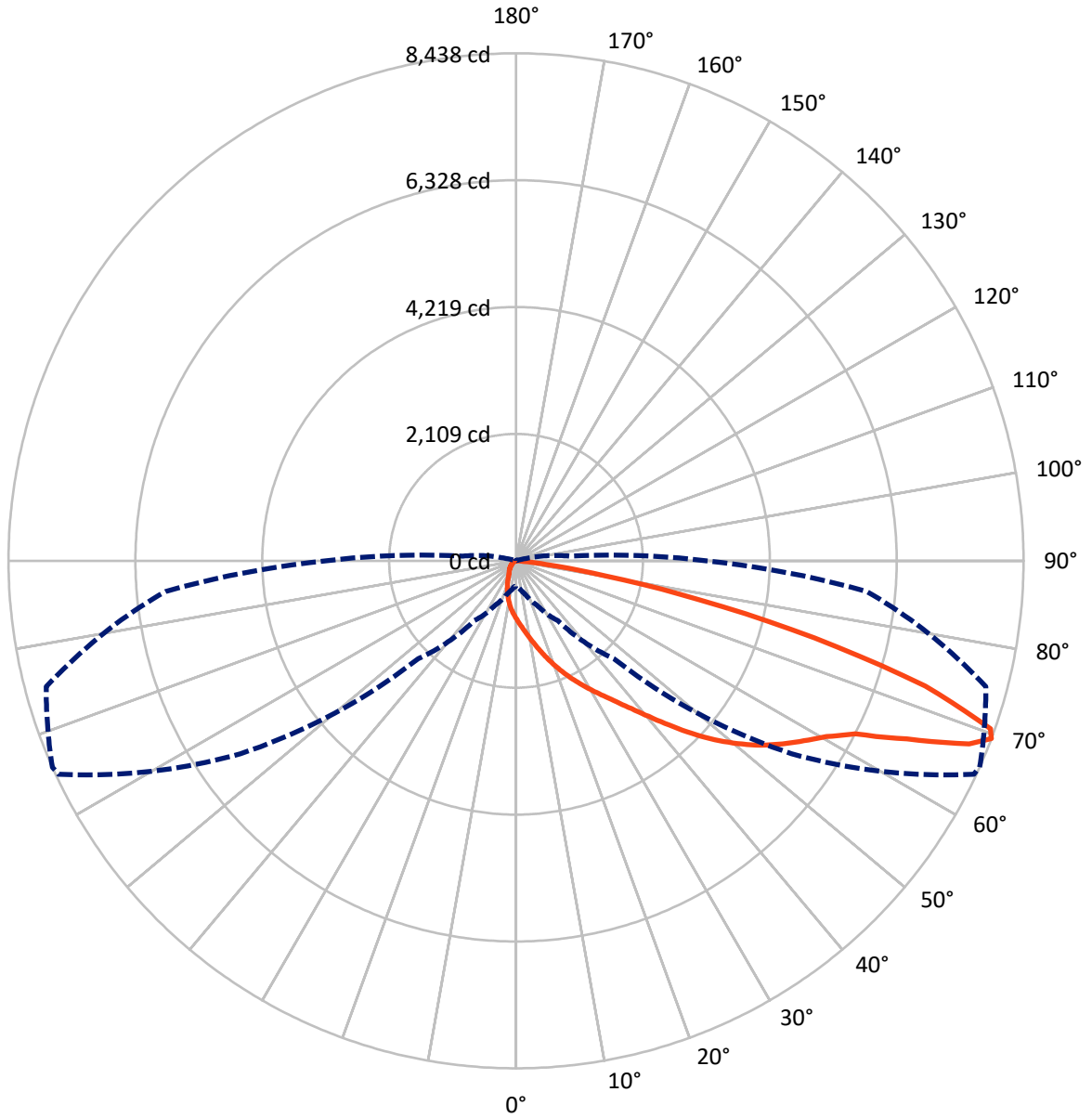
× Max cd
 - - - 1/2 Max cd



Based on 10 foot mounting height. Maximum calculated value = 16 fc
 Type II - Medium - N/A

REPORT NUMBER: P386646
CATALOG NUMBER: GWC-SA2B-750-U-T2-HSS

Luminous Intensity Polar Plot



— Vertical Plane Through 66-Deg Lateral - - - Horizontal Cone Through 69-Deg Vertical



REPORT NUMBER: P386646

CATALOG NUMBER: GWC-SA2B-750-U-T2-HSS

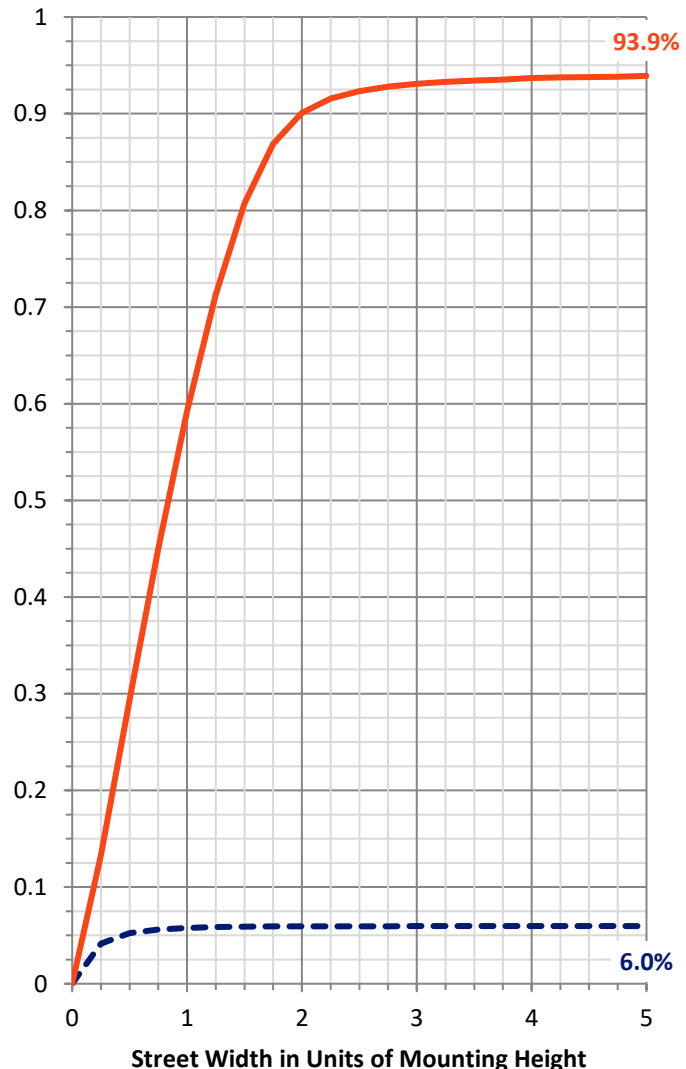
FLUX DISTRIBUTION:

		Downward	Upward	Total
House Side	Lumens	508.9	0.0	508.9
	% Fixture	6.0	0.0	6.0
Street Side	Lumens	7975.1	0.0	7975.1
	% Fixture	94.0	0.0	94.0
Total	Lumens	8484.0	0.0	8484.0
	% Fixture	100.0	0.0	100.0

Coefficient of Utilization

ZONAL LUMENS:

Zone	Lumens	% Fixture
0°-10°	93.3	1.1
10°-20°	277.8	3.3
20°-30°	483.7	5.7
30°-40°	848.6	10.0
40°-50°	1420.5	16.7
50°-60°	2088.0	24.6
60°-70°	2143.8	25.3
70°-80°	1058.3	12.5
80°-90°	70.0	0.8
90°-100°	0.0	0.0
100°-110°	0.0	0.0
110°-120°	0.0	0.0
120°-130°	0.0	0.0
130°-140°	0.0	0.0
140°-150°	0.0	0.0
150°-160°	0.0	0.0
160°-170°	0.0	0.0
170°-180°	0.0	0.0
0°-90°	8484.0	100.0
0°-180°	8484.0	100.0



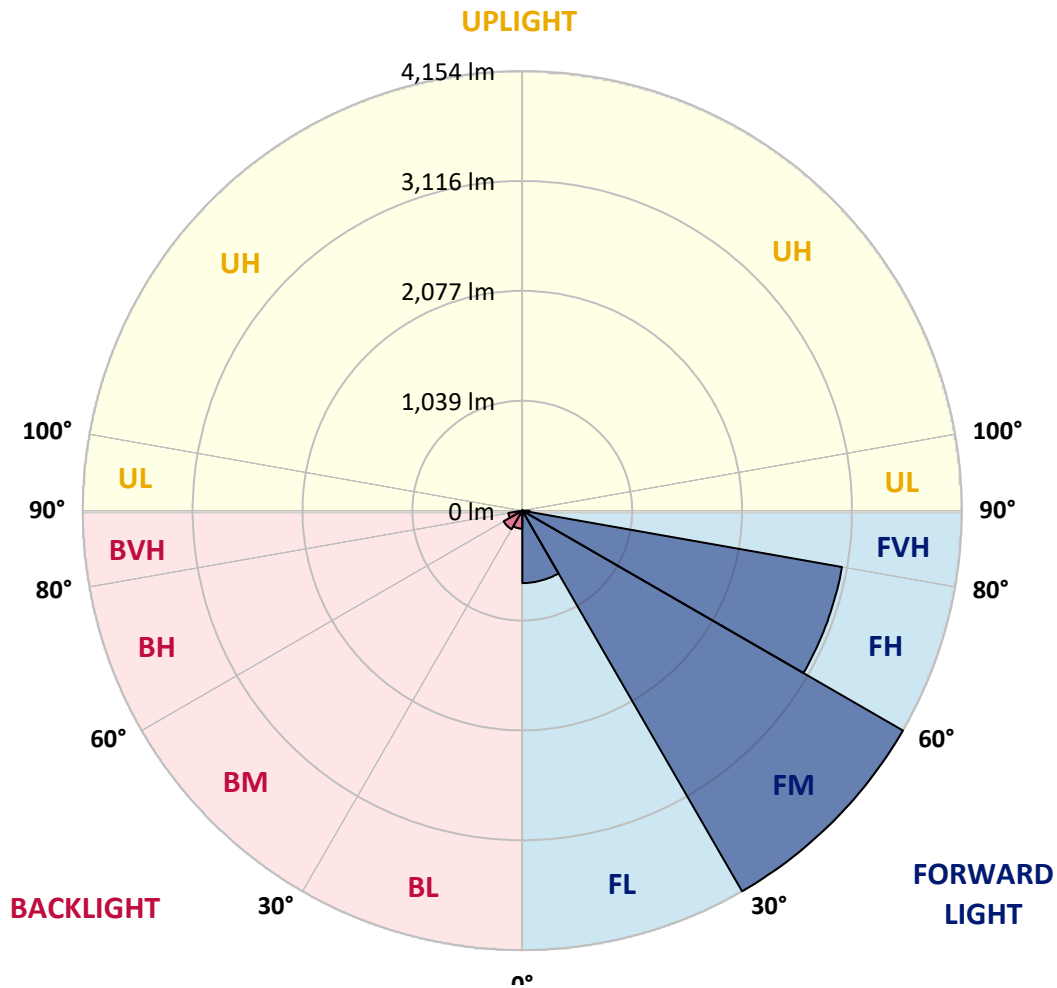
REPORT NUMBER: P386646

CATALOG NUMBER: GWC-SA2B-750-U-T2-HSS

LUMINAIRE CLASSIFICATION SYSTEM LUMEN TABLE AND BUG RATING:

Zone	Lumens	% Fixture	Zone Rating/Lumen Limit		
			B	U	G
FL (0°-30°)	684.6	8.1			
FM (30°-60°)	4154.2	49.0			
FH (60°-80°)	3068.0	36.2			G2/5000
FVH (80°-90°)	68.3	0.8			G1/100
BL (0°-30°)	170.2	2.0	B1/500		
BM (30°-60°)	202.9	2.4	B0/220		
BH (60°-80°)	134.1	1.6	B1/500		G1/500
BVH (80°-90°)	1.7	0.0			G0/10
UL (90°-100°)	0.0	0.0		U0/0	
UH (100°-180°)	0.0	0.0		U0/0	

BUG Rating: B1-U0-G2
 Type II Medium





REPORT NUMBER: P386646

CATALOG NUMBER: GWC-SA2B-750-U-T2-HSS

CANDELA DISTRIBUTION (FULL):

	0°	5°	15°	25°	35°	45°	55°	65°	66°	75°	85°
0°	965.5	965.5	965.5	965.5	965.5	965.5	965.5	965.5	965.5	965.5	965.5
2.5°	1136.4	1131.5	1129.5	1120.6	1105.3	1093.6	1071.1	1044.9	1040.1	1014.7	983.6
5°	1283.8	1279.8	1277.0	1264.5	1248.8	1219.4	1178.3	1129.5	1120.2	1071.9	1009.8
7.5°	1386.6	1393.9	1393.9	1385.8	1366.1	1343.9	1293.5	1227.0	1215.3	1141.2	1044.9
10°	1446.6	1455.5	1462.4	1469.2	1466.4	1457.5	1410.0	1335.0	1320.9	1222.6	1085.6
12.5°	1452.3	1461.2	1480.5	1509.1	1536.9	1557.1	1527.2	1454.7	1438.6	1316.9	1133.9
15°	1420.9	1430.1	1459.9	1515.6	1582.9	1641.7	1651.4	1587.3	1570.8	1429.3	1194.4
17.5°	1366.1	1372.1	1414.8	1491.8	1597.4	1705.4	1763.8	1729.5	1714.2	1557.9	1261.7
20°	1325.4	1329.8	1367.3	1449.9	1588.5	1745.2	1870.2	1880.6	1864.5	1695.7	1334.6
22.5°	1395.1	1403.1	1404.3	1443.4	1564.3	1765.0	1963.7	2029.3	2017.2	1842.0	1406.4
25°	1585.7	1594.9	1564.3	1540.1	1584.9	1773.9	2043.8	2181.7	2172.0	1999.5	1478.5
27.5°	1837.5	1847.2	1807.7	1735.6	1692.5	1807.3	2115.2	2336.4	2336.0	2166.3	1556.3
30°	2084.9	2094.6	2054.3	1982.2	1883.1	1902.0	2176.8	2498.4	2500.8	2338.4	1638.9
32.5°	2344.5	2356.5	2315.0	2222.4	2118.8	2065.6	2263.5	2661.2	2674.9	2537.9	1731.9
35°	2639.4	2641.0	2582.6	2485.5	2366.2	2284.4	2402.5	2843.7	2876.4	2784.9	1850.0
37.5°	2928.8	2940.4	2892.5	2739.4	2629.8	2537.1	2609.2	3071.8	3118.2	3086.7	2004.4
40°	3143.1	3167.7	3160.9	2995.6	2891.7	2825.6	2865.9	3343.0	3401.8	3438.1	2199.0
42.5°	3277.7	3296.3	3327.7	3228.2	3133.9	3144.7	3168.9	3658.9	3731.5	3838.7	2422.6
45°	3432.1	3440.9	3467.1	3423.2	3359.5	3469.1	3490.5	4014.7	4090.9	4269.4	2670.9
47.5°	3620.6	3641.6	3648.9	3608.6	3579.5	3756.0	3800.4	4338.3	4445.1	4730.8	2933.6
50°	3860.8	3866.5	3879.0	3852.8	3823.7	4002.7	4078.4	4678.0	4775.1	5193.8	3192.7
52.5°	4095.7	4115.9	4159.4	4142.9	4131.2	4212.6	4326.2	4984.3	5092.7	5579.9	3451.4
55°	4163.4	4180.8	4331.1	4433.8	4528.9	4471.3	4563.2	5258.7	5376.0	5924.8	3700.4
57.5°	3893.1	3928.1	4188.4	4456.0	4850.5	4873.5	4888.8	5540.4	5645.6	6189.2	3959.5
60°	3209.6	3216.5	3643.6	4102.6	4797.3	5224.5	5364.3	5843.0	5931.3	6435.4	4269.8
62.5°	2041.4	2111.1	2579.8	3227.8	4234.8	5173.7	5939.3	6300.8	6333.0	6730.7	4714.7
65°	972.4	1017.5	1355.2	1994.3	3067.4	4523.7	6336.2	7128.9	7143.4	7316.2	5309.1
67.5°	538.4	560.1	720.9	1073.5	1793.2	3199.1	6175.9	8109.7	8123.4	7914.3	5830.5
69°	421.1	439.6	566.2	809.2	1215.7	2299.3	5588.7	8397.0	8437.7	8085.5	5849.1
70°	357.4	375.6	487.6	683.4	977.6	1776.7	4974.6	8325.7	8368.8	8069.4	5710.8
72.5°	218.8	229.3	324.8	481.1	655.2	893.8	3067.8	7041.0	7114.0	7402.1	4908.1
75°	147.5	153.1	203.1	332.0	468.6	460.2	1593.7	4962.9	5120.9	5758.0	3625.1
77.5°	105.6	110.8	136.2	214.8	328.4	303.8	721.7	3084.3	3118.2	3453.4	1977.0
80°	60.0	64.9	96.3	127.7	222.8	202.7	286.9	1473.2	1490.2	1480.9	660.1
82.5°	31.4	35.5	52.8	84.2	143.1	132.6	119.3	493.2	495.6	412.2	144.7
85°	6.0	7.3	26.2	57.6	73.7	57.6	48.8	115.7	118.1	104.4	35.9
87.5°	0.0	0.4	10.5	12.9	14.5	14.9	15.7	22.6	24.2	32.6	9.7
90°	0.0	0.0	0.0	0.0	0.0	0.0	0.0	0.0	0.0	0.0	0.0



REPORT NUMBER: P386646
 CATALOG NUMBER: GWC-SA2B-750-U-T2-HSS

CANDELA DISTRIBUTION (continued):

	90°	95°	105°	115°	125°	135°	145°	155°	165°	175°	180°
0°	965.5	965.5	965.5	965.5	965.5	965.5	965.5	965.5	965.5	965.5	965.5
2.5°	969.9	955.4	927.6	895.4	870.4	845.8	826.5	806.3	799.1	795.5	795.1
5°	979.6	949.0	890.2	829.7	780.1	733.4	700.0	668.1	653.2	646.4	643.5
7.5°	995.7	946.6	851.9	759.6	688.3	629.8	583.5	548.8	531.5	524.3	521.4
10°	1014.7	943.3	807.1	685.4	594.4	533.9	488.0	453.7	434.8	426.7	422.7
12.5°	1036.8	937.7	755.6	610.5	514.2	453.7	398.1	355.8	334.1	324.8	320.4
15°	1064.2	932.1	701.6	540.0	443.7	369.9	309.1	280.5	276.0	274.4	274.8
17.5°	1091.2	923.2	642.7	470.3	369.5	288.9	257.9	256.3	257.1	257.1	257.1
20°	1115.4	903.0	578.7	410.6	299.0	243.8	237.3	234.5	232.5	230.9	228.9
22.5°	1134.3	876.0	517.0	351.4	244.2	223.2	213.2	204.3	197.1	192.2	189.8
25°	1147.2	840.2	460.6	294.6	219.6	203.1	185.0	170.1	158.8	151.9	149.1
27.5°	1156.9	801.5	410.2	246.6	202.7	179.7	155.9	138.2	126.5	120.5	118.1
30°	1163.8	757.6	365.9	216.8	183.8	155.1	129.8	112.4	104.0	100.7	99.1
32.5°	1170.2	708.8	324.0	202.7	166.0	132.6	108.8	95.5	90.3	86.2	85.0
35°	1186.3	663.7	284.1	187.8	147.9	113.2	93.5	83.8	78.6	76.2	75.4
37.5°	1224.6	630.2	245.8	172.5	129.8	97.9	81.8	75.0	70.1	67.7	66.9
40°	1286.3	613.3	213.6	155.9	112.0	86.2	74.1	67.7	62.5	58.8	58.0
42.5°	1376.9	615.7	191.0	139.4	97.9	77.0	66.9	59.2	53.6	50.4	49.6
45°	1486.9	633.5	175.3	123.3	86.2	69.7	58.8	50.8	45.5	42.7	41.9
47.5°	1606.2	662.1	162.4	108.8	77.0	62.9	50.8	42.3	37.9	35.5	35.1
50°	1731.9	689.9	149.1	94.7	68.9	56.0	42.7	35.1	31.4	29.4	28.6
52.5°	1859.3	722.1	137.0	81.8	62.1	48.0	35.5	28.6	25.8	24.2	23.4
55°	1996.3	746.3	125.3	71.7	55.2	40.7	29.4	23.8	21.4	19.3	18.9
57.5°	2157.5	783.8	113.2	62.1	47.1	33.8	24.2	18.9	16.9	14.9	14.5
60°	2375.1	827.7	100.3	54.8	38.7	27.8	19.7	15.3	12.9	11.3	10.9
62.5°	2662.0	876.5	84.2	48.0	31.4	22.6	15.7	12.1	9.3	7.3	7.3
65°	3025.9	955.8	68.9	40.3	25.8	18.5	12.1	8.9	5.2	3.2	3.2
67.5°	3238.2	969.5	55.6	33.0	21.0	15.7	10.1	6.0	1.6	0.4	0.0
69°	3170.1	890.2	47.1	28.2	18.1	14.9	9.3	4.4	0.8	0.0	0.0
70°	3042.0	814.0	41.5	25.0	16.5	14.1	8.9	3.2	0.8	0.0	0.0
72.5°	2513.7	579.5	31.4	18.5	12.1	12.5	8.1	2.0	0.8	0.0	0.0
75°	1831.1	352.2	22.6	12.9	7.7	9.3	5.6	0.8	0.4	0.0	0.0
77.5°	1018.7	166.0	14.1	7.3	4.8	5.6	2.8	0.0	0.0	0.0	0.0
80°	330.8	45.1	6.4	4.0	2.8	3.2	1.2	0.0	0.0	0.0	0.0
82.5°	61.3	12.9	3.6	2.0	0.8	0.8	0.0	0.0	0.0	0.0	0.0
85°	13.3	5.2	2.0	0.8	0.0	0.0	0.0	0.0	0.0	0.0	0.0
87.5°	4.4	1.6	0.4	0.0	0.0	0.0	0.0	0.0	0.0	0.0	0.0
90°	0.0	0.0	0.0	0.0	0.0	0.0	0.0	0.0	0.0	0.0	0.0

Signify Classified - Internal
Cooper Lighting Solutions Photometric Lab
1121 Highway 74 South
Peachtree City, GA 30269

Scaled Data Report



Report Generated By 670245982

Signify Classified - Internal
Cooper Lighting Solutions Photometric Lab
1121 Highway 74 South
Peachtree City, GA 30269

Scaled Data Report



Signify Classified - Internal
Cooper Lighting Solutions Photometric Lab
1121 Highway 74 South
Peachtree City, GA 30269

Scaled Data Report



Signify Classified - Internal
Cooper Lighting Solutions Photometric Lab
1121 Highway 74 South
Peachtree City, GA 30269

Scaled Data Report



Signify Classified - Internal
Cooper Lighting Solutions Photometric Lab
1121 Highway 74 South
Peachtree City, GA 30269

Scaled Data Report



--- HS — SS

Signify Classified - Internal
Cooper Lighting Solutions Photometric Lab
1121 Highway 74 South
Peachtree City, GA 30269

Scaled Data Report



u

Signify Classified - Internal
Cooper Lighting Solutions Photometric Lab
1121 Highway 74 South
Peachtree City, GA 30269

Scaled Data Report



Signify Classified - Internal
Cooper Lighting Solutions Photometric Lab
1121 Highway 74 South
Peachtree City, GA 30269

Scaled Data Report



(END OF REPORT)